



Firelighting Consequence Awareness Program.

The aims of Fire-CAP are to prevent loss of life, injury and property damage caused by a young person's Fire Risk Behaviour (FRB). This is achieved by assisting:

- Family networks dealing with FRB.
- Children and young people to understand and take responsibility for their actions.

Fire-CAP is a statewide program. It is delivered by selected operational firefighters who work closely with the young person and their family. Firefighters have access to a range of educational activities and approaches that will vary according to the age and maturity of the young person.

Some of the activities used include fire scenarios, discussions with the support of books, videos or news articles, preparing first escape plans, understanding of good and bad fires, responsibility for home smoke alarm maintenance.



Where can you get help?

The information in this brochure is designed to assist you to limit a child's or young person's opportunity to light fires.

Firelighting Consequence Awareness Program is:

- Age and maturity based.
- Delivered in your own home.
- Free of charge.
- Strictly confidential*.

If you need advice or assistance regarding your child's or young person's firelighting or this program, contact the State Coordinator:

Phone 1300 309 988

Write to: State Coordinator
c/o Fire Rescue Victoria
PO Box 151,
East Melbourne, Victoria 8002

Email: firecapoffice@frv.vic.gov.au



**FIRElighting
Consequence
Awareness
Program**

* In accordance with program policy all information obtained remains confidential. A copy of program policy can be obtained from the State Coordinator.

P759

FIRE RISK BEHAVIOUR = DANGER

A free, confidential, home based program
for children and young people.



For help.... 1300 309 988











**FIRElighting
Consequence
Awareness
Program**



Why do children and young people start fires?

There are several reasons why children and young people light fires:

-  Fascination with fire.
-  Curiosity about fire.
-  Attention-seeking behaviour.
-  Peer pressure.
-  Boredom.
-  Anger.
-  Revenge.
-  Malicious or mischievous behaviour.








Younger children tend to light fires in and around their homes. They rarely intend to cause damage with fire.

Adolescents are more likely to light fires away from the home. They tend to experiment and may be more motivated by peers.






Things to watch for...

You may notice:

-  Matches and lighters disappearing.
-  Matches and lighters found amongst your child's or young person's belongings.
-  Burnt items such as toys, paper, garbage or garden refuse (leaves and sticks).
-  Burn marks on household items.
-  Your child showing an extreme interest in fire.
-  Your child setting fire to destroy something.
-  Your child setting fire to hurt someone.

Take action if you:

-  Discover burnt matches or papers.
-  Suspect the child or young person is involved in firesetting which is the intention to deliberately start a fire.
-  Suspect the child or young person is involved in fireplay which includes the lighting of matches or lighters without the approval or supervision of an adult, often causing injury and damage to property. Generally there is no intention to start a fire.



What can you do to prevent most firelighting?

Things you can do:

-  Explain that fire is a tool not a toy, outlining:
 - Fire is used for cooking and heating.
 - Fire is dangerous...
 - All fires can spread quickly.
-  Teach fire safety and consequences of fire.
-  Lock away matches and lighters just as you lock away medicines, cleaning fluids and other dangerous household products. 
-  Teach children to show you any unattended matches and lighters they find. You can then dispose of them and reward their honesty.
-  Ensure supervision at all times especially around fire.
-  Store flammable liquids properly. Never place them close to an ignition source.
-  Have a working smoke alarm installed in your home, test your smoke alarm monthly and change the battery at the end of daylight savings.
-  **LEAD BY EXAMPLE!** At all times stress the importance of being responsible with fire.